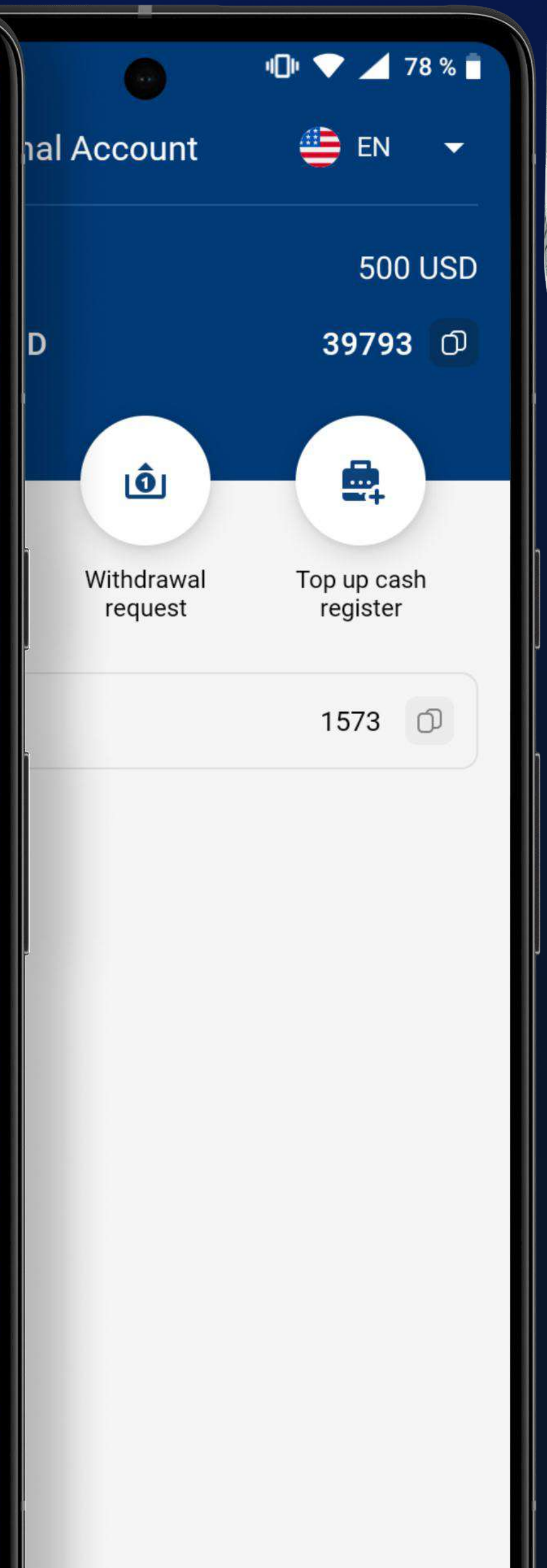
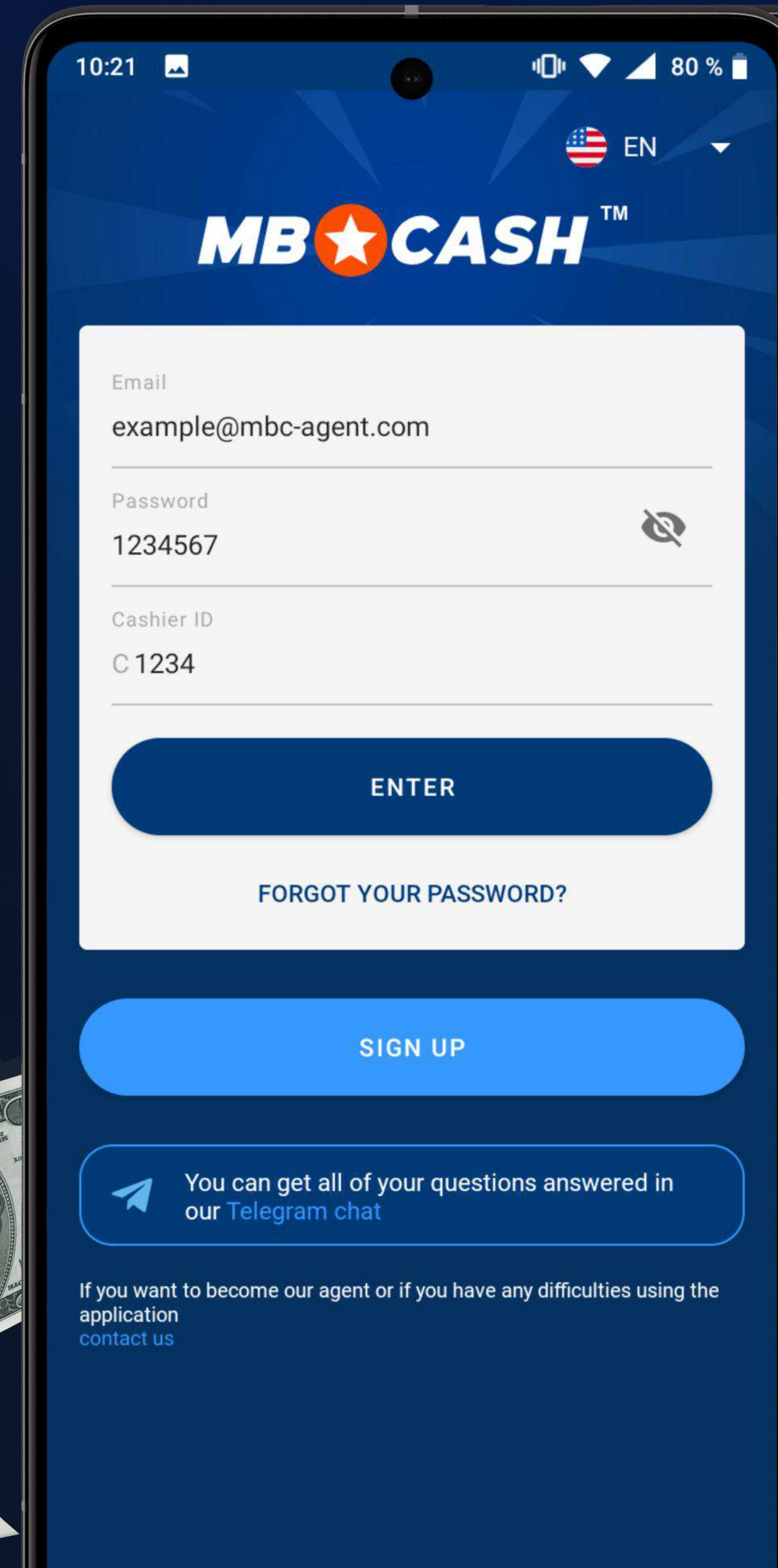


APPLICATION GUIDE

MOSTBET CASH



REGISTRATION **TO THE APP**

10:13 78%

EN

MB★CASH™

Email

Password

Sign up

Full Name

Email

Code +1 Phone Number

You can contact me via

Cashier Currency USD

SEND

1 ENTER YOUR FULL NAME AS SHOWN IN YOUR ID

2 ENTER YOUR EMAIL ADDRESS

3 ENTER YOUR PHONE NUMBER

4 CHOOSE THE BEST WAY TO CONTACT YOU

5 SPECIFY YOUR TELEGRAM/ WHATSAPP/PHONE NUMBER FOR TEXTS/EMAIL ADDRESS

6 CHOOSE A CURRENCY

7 PRESS SEND

- In the app, enter a verification code which will be sent to your email address
- Check your email and log into the app using the username, password, and cash register number provided
- And set your password
- Confirm that you are of legal age and agree to the app rules

LOG IN **TO THE APP**

10:21 80 %

EN

MB★CASH™

Email
example@mbc-agent.com

Password
1234567

Cashier ID
C 1234

ENTER

FORGOT YOUR PASSWORD?

SIGN UP

You can get all of your questions answered in our Telegram chat

If you want to become our agent or if you have any difficulties using the application contact us

1 DOWNLOAD THE LATEST VERSION OF THE APP FROM MBC-AGENT.COM

2 ENTER YOUR E-MAIL

3 ENTER THE PASSWORD THAT WAS SENT TO YOUR E-MAIL ADDRESS

4 ENTER YOUR CASH REGISTER ID AND PRESS LOG IN*

5 CREATE A PASSWORD AND PRESS OK

*for the first login only

VERIFICATION AFTER

LOGGING IN FOR THE FIRST TIME

1. Upload the required documents

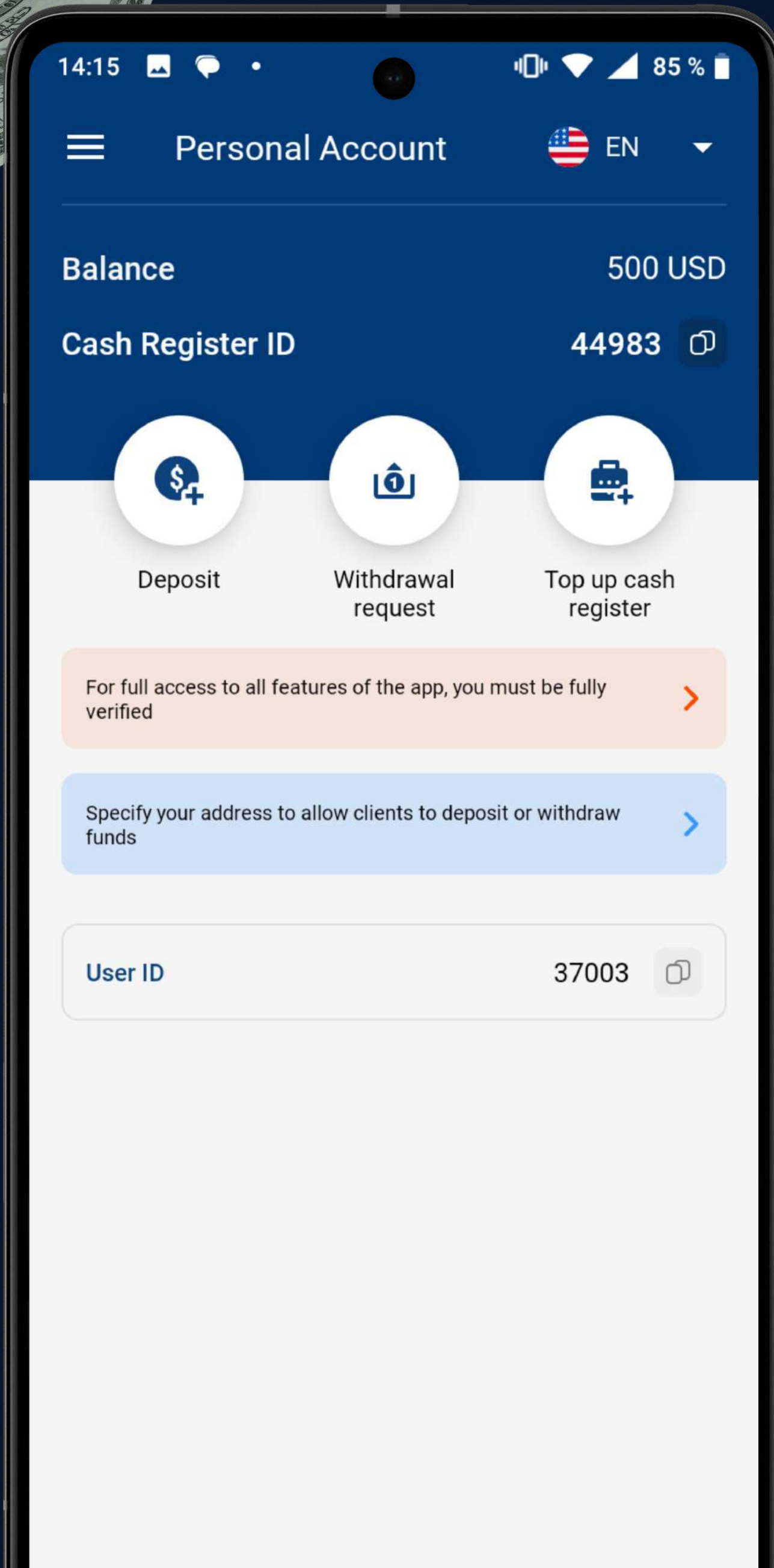
2. Wait until verification is complete

3. Enter your address so that clients can deposit or withdraw funds

4. Make a deposit to get started

CONGRATULATIONS!

You've unlocked all the features of the **Mostbet Cash app**






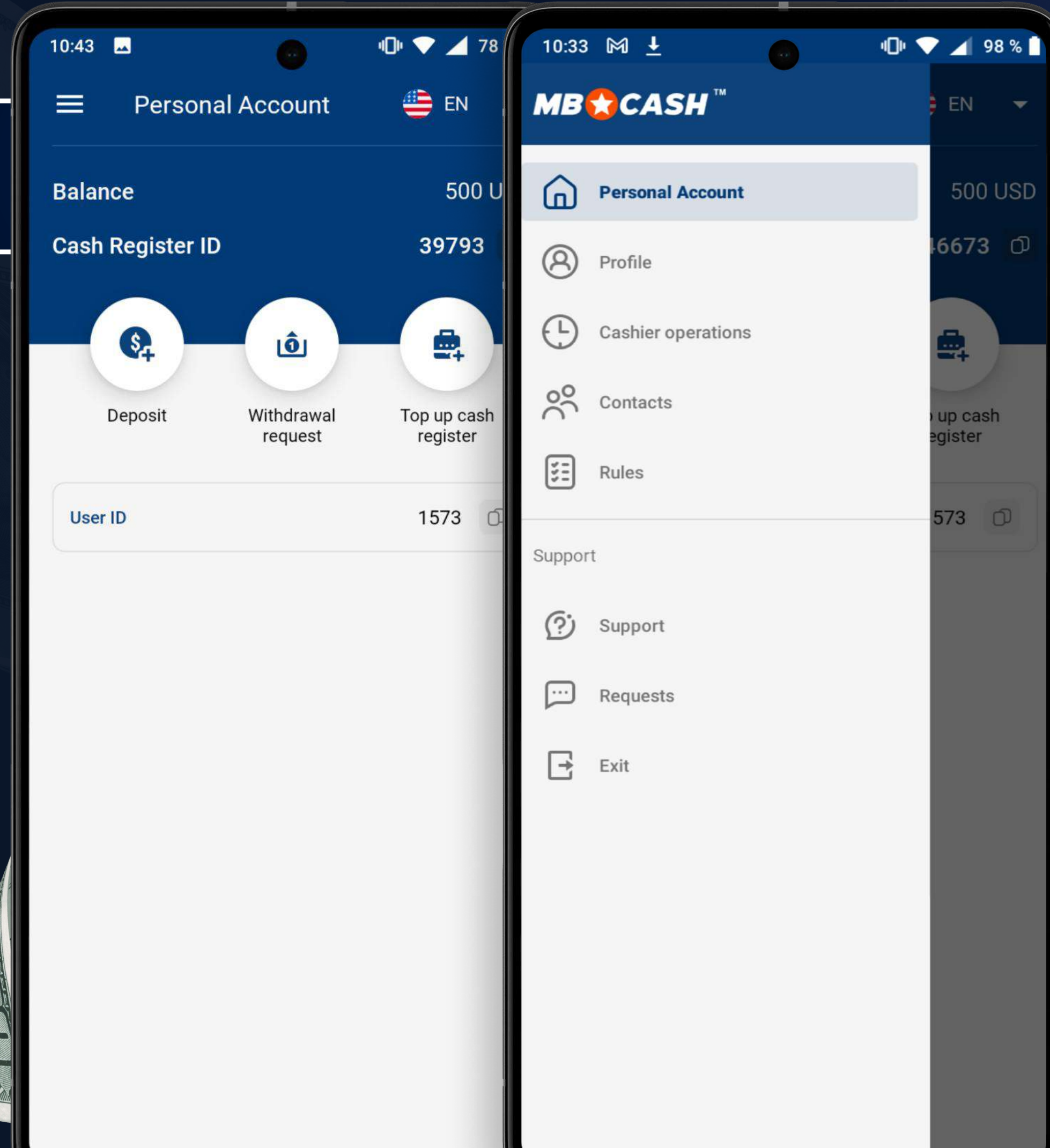
FEATURES OF THE APP

HOME PAGE








Your cash register's balance is displayed on the home page

MAIN FEATURES

-  Deposit funds into a player's account
-  Withdraw funds from a player's account
-  Deposit funds to your cash register



SIDE MENU

-  **Personal Account**
Back to home page
-  **Profile**
Your personal details
-  **Cashier operations**
Statistics on all operations and the current balance
-  **Rules**
Rules for working with the MB CASH product
-  **Contacts**
You can email us or send us a message via Telegram
-  **Requests**
Support service requests
-  **Support**
You can ask your question in the chat room

TOP UP **CASH REGISTER**

CASH REGISTER CAN BE REPLENISHED IN THE FOLLOWING WAY

1.

Ask your Account manager about the supported deposit methods

2.

Press the “Top up cash register” button on the app home screen

3.

Select any convenient deposit method and make a replenishment request

4.

Enter the amount, attach the payment receipt, and press the Confirm button

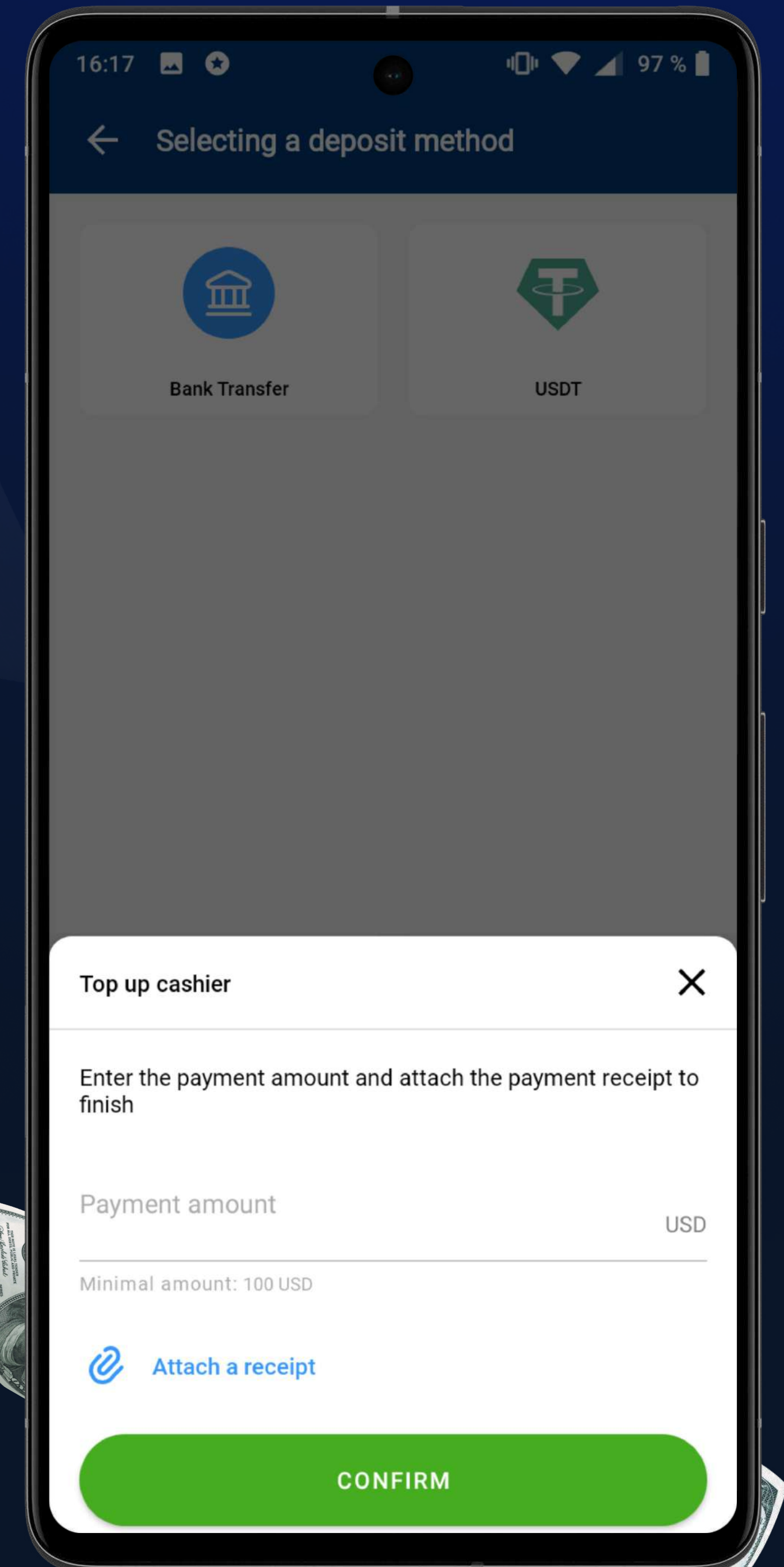
5.

Send the following to the Support chat or your Account manager's chat:

Cash register ID

Deposit amount

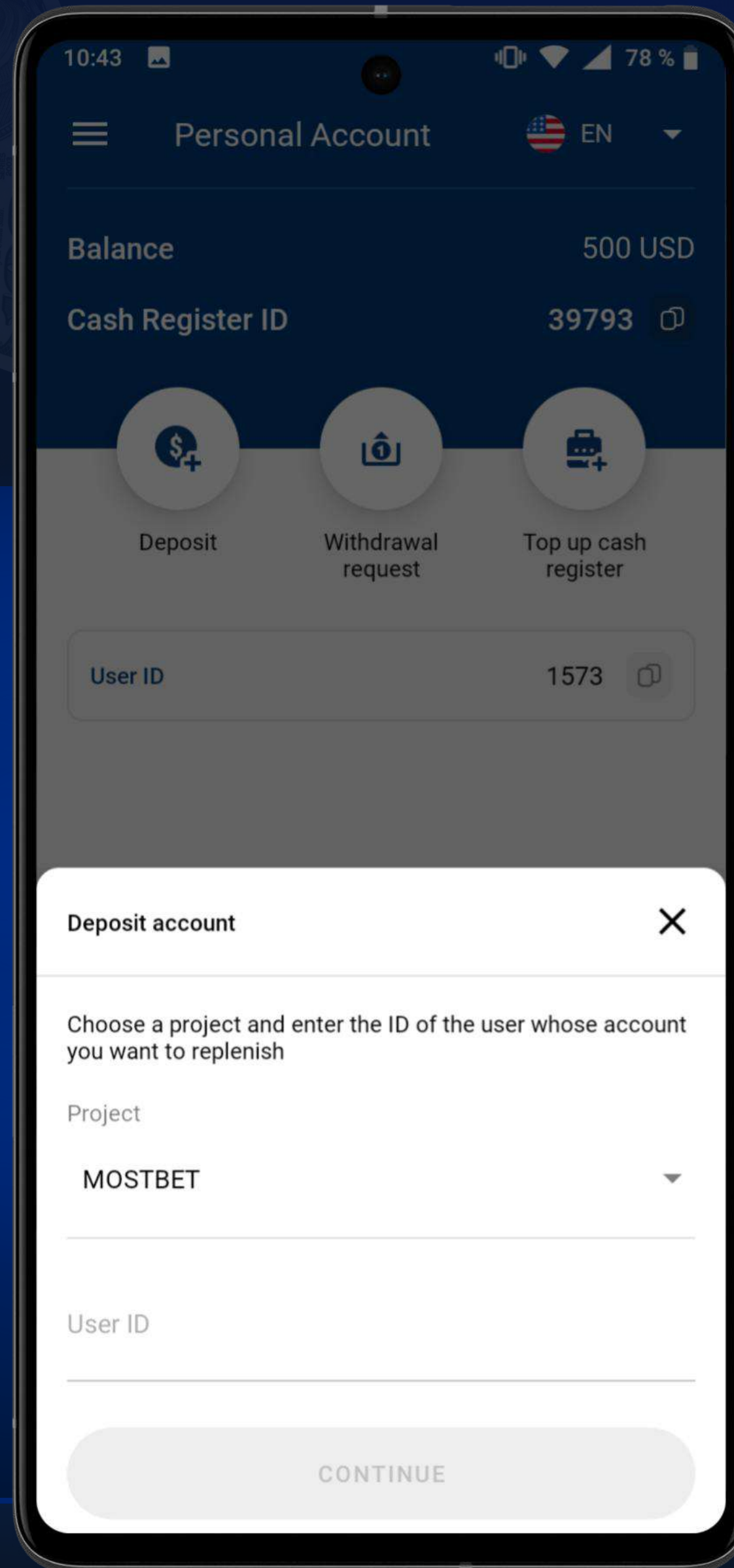
Payment receipt



REPLENISHMENT

PLAYER'S ACCOUNT

1. Please press "Deposit" button on the home page
2. Enter the User ID
3. You will see that the player is registered in the system
4. Receive money from the player



The screenshot shows the 'Personal Account' screen with the following details:

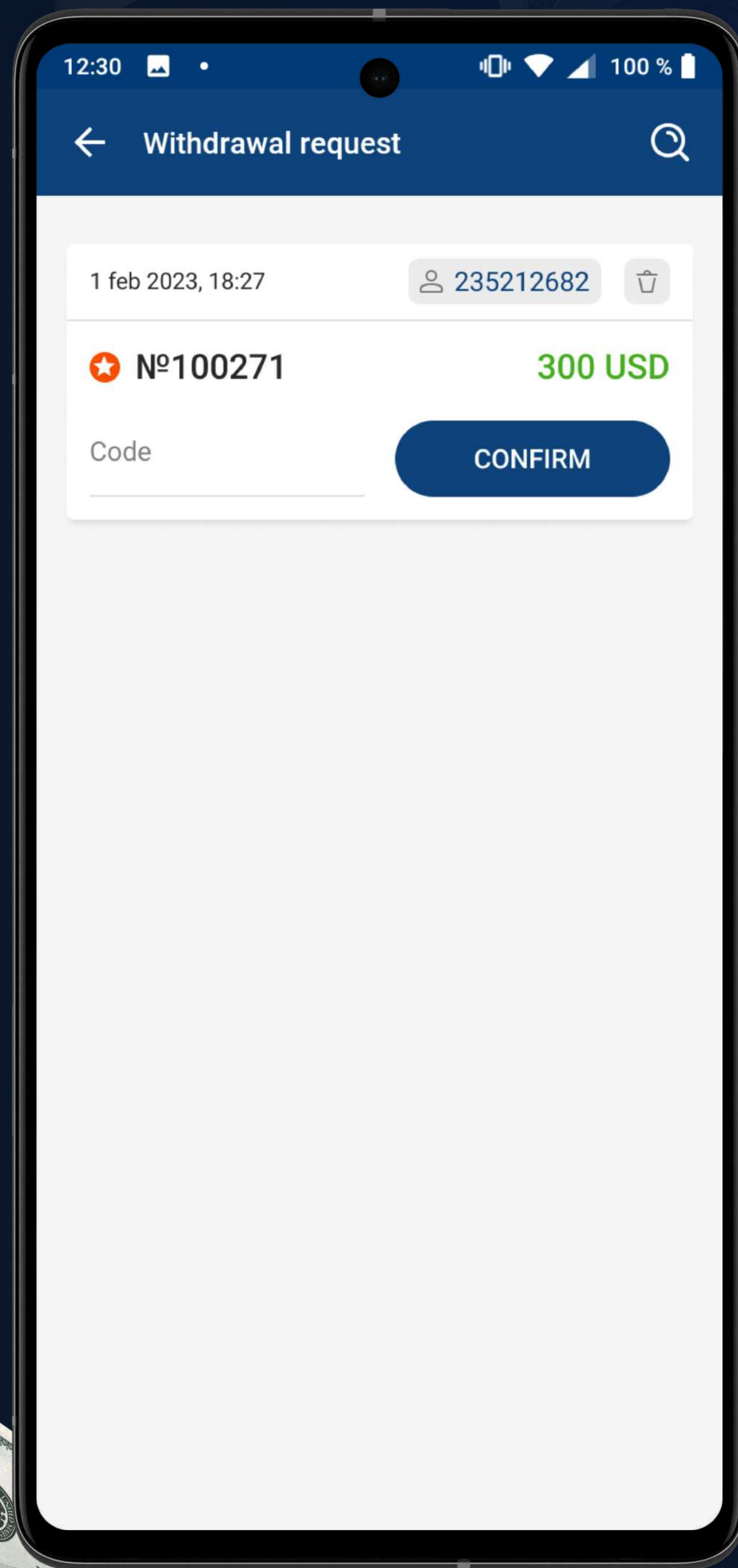
- Balance: 500 USD
- Cash Register ID: 39793
- User ID: 1573

The 'Deposit account' dialog box is open, displaying the following information:

- Project: MOSTBET
- User ID: (input field)
- Button: CONTINUE

5. Enter the deposit amount
6. Press OK
7. Please make sure your details are correct
8. If all the details are correct, confirm the transaction (after this the transaction cannot be cancelled) or cancel it in case of an error.

WITHDRAW **PLAYERS' FUNDS**



To withdraw funds, the player must create a request in their MostBet personal account using the MostBet Cash method and receive a code. This method is available for players who have previously made a deposit via your cash register

Go to the Withdrawal Requests section, select the request appropriate to the player's ID and enter the withdrawal code received from the player. Click Confirm and give the player cash. (If you want to cancel your withdrawal request, press on the Trash Can icon and confirm your action. The funds will be returned to the gaming account).

Done! Now the funds will be debited from the player's gaming account and credited to your cash register account

ACCRUAL **OF COMMISSION**

YOU WILL RECEIVE COMMISSION FOR
EVERY TRANSACTION

DEPOSIT OVER 5%

WITHDRAWAL OVER 1.2%

1

Commission is credited for every transaction (deposit or withdrawal from the gaming account)

2

Commission fees are paid once a week every Monday. These funds will be immediately available on your cash register balance

3

The more regular and new clients make deposits and withdrawals via your cash register, the more money you earn!



HOW TO GET INFORMATION

ABOUT YOUR ACCRUED COMMISSION

IN THE APP DETAILED INFORMATION
IS DISPLAYED ABOUT EVERY TRANSACTION
AND YOUR OVERALL STATISTICS

Your accrued commission
is displayed in the Rewards section

ON ALL ISSUES

CONTACT US VIA ANY
COMMUNICATION METHOD

YOU CAN CONTACT US **AT ANY TIME**



IN THE APP
VIA SUPPORT



VIA THE TELEGRAM
OF YOUR COUNTRY

PROCEED



ON THE
WEBSITE

PROCEED

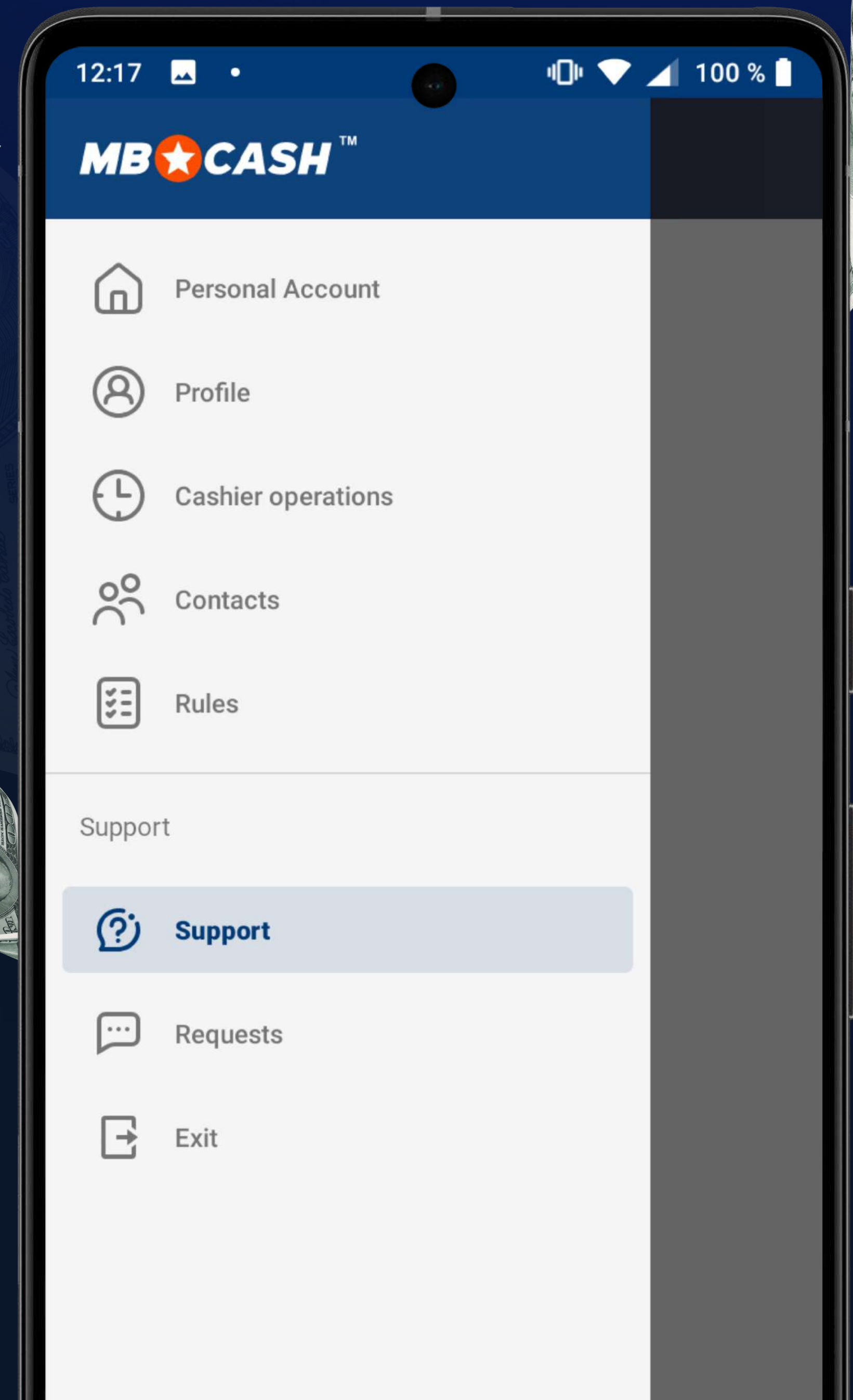


YOU HAVE A PROBLEM
THAT **SUPPORT DID NOT**
RESOLVE?

WRITE TO A PROJECT MANAGER
COMPLAINT@MOSTBETSHOP.COM

BE CAREFUL

OUR TEAM WILL NEVER ASK YOU FOR YOUR
CASH REGISTER PASSWORD OR CONTACT
YOU DIRECTLY VIA ONLINE CHAT





START EARNING WITH

MOBCASH APP

RIGHT NOW!